

*We've partnered with Tripkicks to provide travelers up-to-date insights and important information when booking in Concur Travel.*

Tripkicks integrates with Concur to show a variety of actionable travel insights when you search for flights and hotels:

**Entry Restrictions** - Learn about restrictions in place that may prevent you from entering your destination.

**Quarantine Requirements** - Be informed when quarantine is required upon arrival at your destination and also upon your return home.

**Covid-19 Data** - View current statistics and trends on Covid-19, comparing your origin with your destination.

**Travel Alerts** - See real-time insights on anything that could potentially disrupt your trip from origin to destination and return.

**Tips and Info** - Receive travel tips from our travel team as well as info on our suppliers to help you make the best decisions.

## Launch Tripkicks in 3 easy steps

### Add the Tripkicks Extension

Visit the [Google Chrome Store](#), and/or [Microsoft Edge Add-On homepage](#) and add Tripkicks to your browser.

### Step 1

### Request your Activation Email

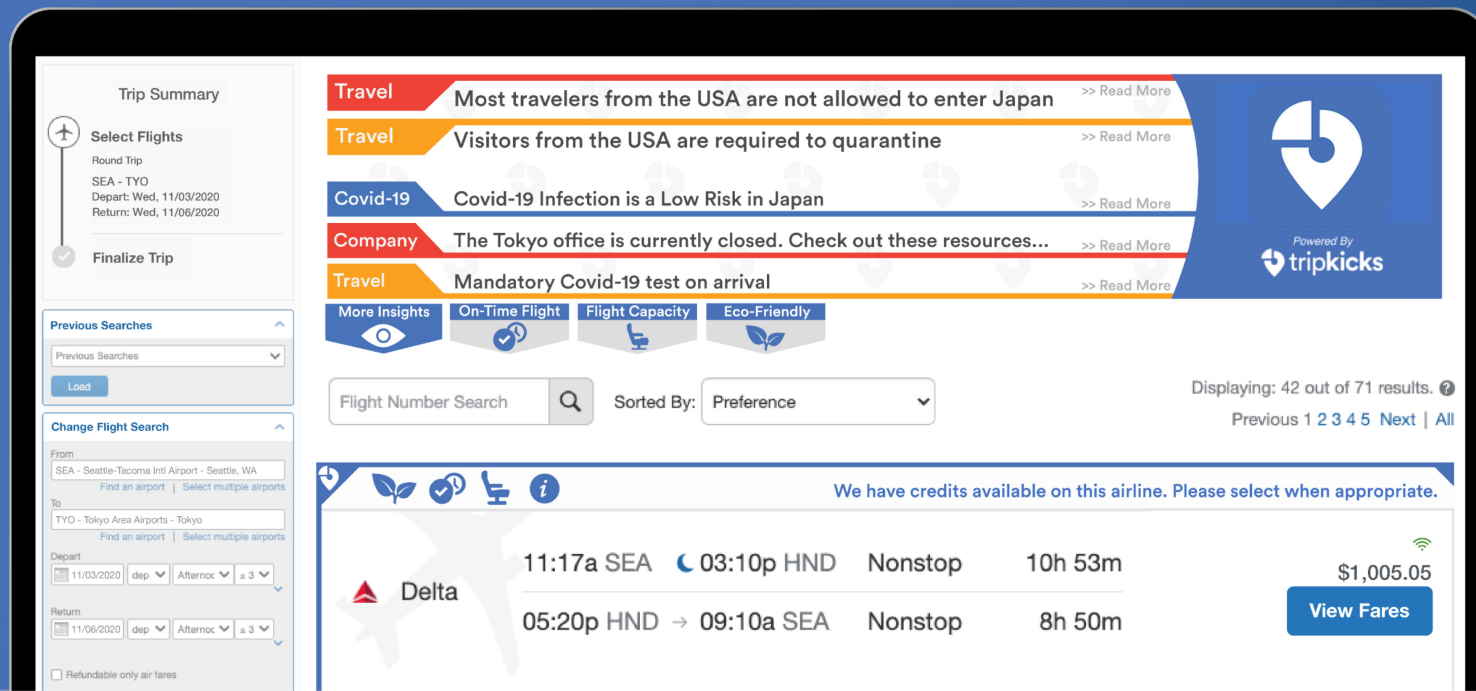
Open [Concur Travel](#) in Chrome or Edge, enter your email in the Tripkicks banner, and receive a code word via email.

### Step 2

### Enter Activation Code

Return to the Tripkicks banner in Concur and enter your code word to finish activation.

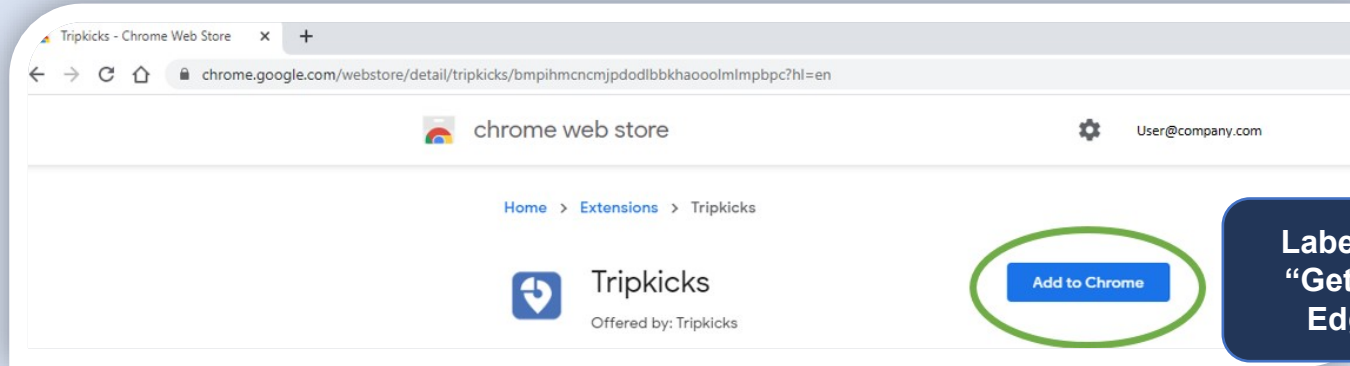
### Step 3



The screenshot displays the Tripkicks interface within a browser. On the left, a sidebar shows 'Trip Summary' with flight details (SEA - TYO, Round Trip, Depart: Wed, 11/03/2020, Return: Wed, 11/06/2020) and 'Previous Searches'. The main content area features a 'Travel' section with insights: 'Most travelers from the USA are not allowed to enter Japan', 'Visitors from the USA are required to quarantine', 'Covid-19 Infection is a Low Risk in Japan', 'The Tokyo office is currently closed. Check out these resources...', and 'Mandatory Covid-19 test on arrival'. Below this is a 'Flight Number Search' bar and a 'Sorted By: Preference' dropdown. The bottom section shows flight results for Delta, including departure times (11:17a SEA, 03:10p HND), flight status (Nonstop), duration (10h 53m), and price (\$1,005.05). A 'View Fares' button is visible.

## Add the Tripkicks Extension

- Access the Tripkicks Browser Extension page in the [Chrome Store](#) or [Edge Add-on homepage](#).
- Click either **add to Chrome** or **“Get”** and follow prompts.
- You’ll see the Tripkicks icon added to your browser.
- Proceed to [Concur Travel](#).



Labelled  
“Get” in  
Edge


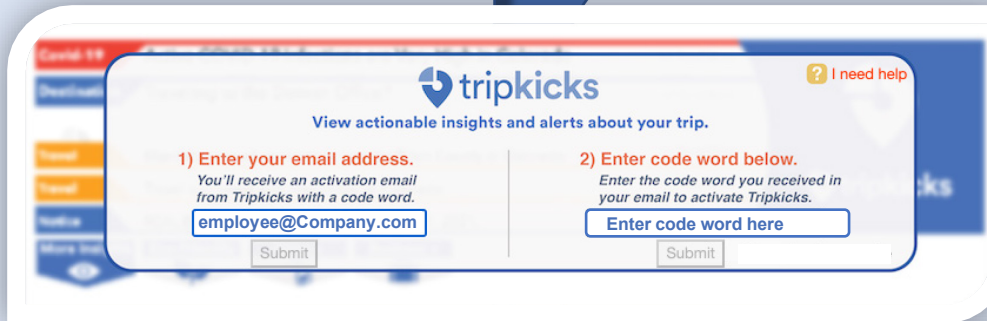
*Need help or have  
any questions?*

*Send an email to  
[support@tripkicks.com](mailto:support@tripkicks.com)*

## Step 1

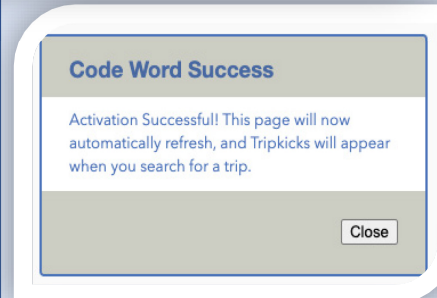
### Request your Activation Email

- When you open Concur in that browser, you’ll see a Tripkicks banner.
- Enter your work email address on the left of the banner, then click submit.
- You’ll receive an activation email from Tripkicks with a unique code word.
- Return to the Tripkicks banner in Concur Travel with this code word.



### Enter Activation Code

- Enter your code word on the right of the Tripkicks banner in Concur. Click submit.
- Success! Now you’ve activated Tripkicks.
- When you press the close button in the Success Message, Concur will refresh and Tripkicks will now automatically appear when you search for a trip.



## Step 2

## Step 3